



# PRESSURE CARE SOLUTIONS

FOR HOSPITAL ENVIRONMENTS

aspire for...

Patient Comfort

Pressure Therapy

Staff Health & Safety



[www.aspirecare.com.au](http://www.aspirecare.com.au)  
1300 133 120



# Active Air Bari 10 - Alternating and Turning Mattress System

A complete care solution combining pressure area therapy and patient handling assistance. Intelligent sensor system allows effective therapy for typical and bariatric patient needs.




Very High Risk



### RAPID PUMP INFLATION

Minimises therapy response times and staff downtime



### AUDIBLE / VISUAL ALARMS

Integrated fault sensor and service indicator improves uptime and therapy outcomes



**Hospital Grade**  
(Clean with up to 10,000ppm Sodium Hypochlorite solution)

**Single | King Single | Super King**

**30kg - 450kg**

**Washable**

**Breathable & Waterproof**

The Active Air Bari 10 mattress range utilises new technology and premium quality materials to maximise patient comfort and therapeutic outcomes.

## INTEGRATED TURNING THERAPY

- Lateral (left/right side focused) inflation and alternation is designed to redistribute pressure while also assisting with patient handling:
  - Programmable time and turn direction to meet individual patient needs
  - Alternation therapy continues during turning mode due to 1 in 4 alternation
  - Compliments patient repositioning programs
- Improves staff workplace health and safety

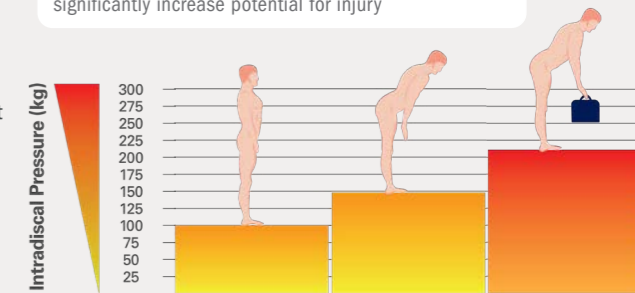


10 - 90min TURN CYCLE

## STAFF SAFETY

- Turning assistance provides a positive benefit for staff and patients by:
  - Reducing the forces required by staff to manually reposition a patient
  - Improving comfort for the patient during the repositioning process
- Facilitating more efficient daily processes such as:
  - Positioning slings and slide sheets
  - Patient repositioning, clothing, bathing and toileting
  - Changing bed linen

Studies show leaning under load (e.g. rolling patients) significantly increase potential for injury



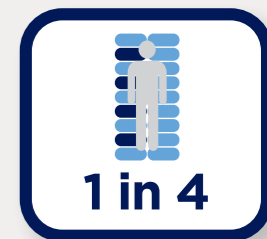
Reference: Waist circumference and waist-hip ratio, Report of a WHO expert consultation, Geneva, 8-11 December 2008

## BARIATRIC BENEFITS

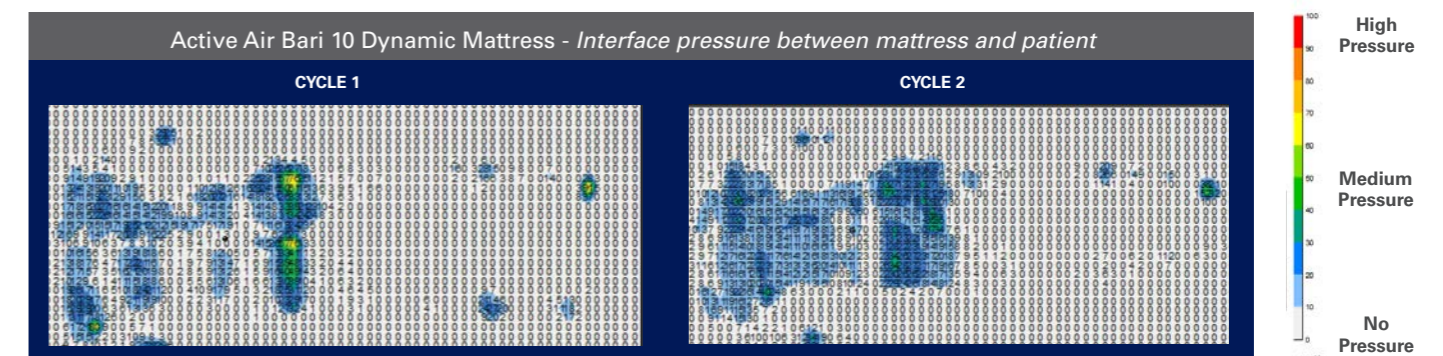
- Seated Fowler Position supports:
  - Focused sacral therapy
  - Therapy continuation at meal times
  - Respiratory considerations
  - Pulsation therapy to compliment respiratory therapy programs
  - Constant Low Pressure for pain management



TRANSVERSE ALTERATION



CHECKER BOARD ALTERATION



## Active Air Acute 8 with turnassist - Dynamic Mattress Replacement

The Active Air Acute 8 is specifically designed to meet the demands of Critical Care environments, maximising patient comfort and therapeutic outcomes.



**RAPID INFLATOR COMPATIBLE**

Minimises mattress set-up time to just 5 minutes



**AUDIBLE / VISUAL ALARMS**

Integrated fault sensor and service indicator improves uptime and therapy outcomes



**Hospital Grade**  
(Clean with up to 10,000ppm Sodium Hypochlorite solution)



Single | King Single



30kg - 250kg



Washable



Breathable & Waterproof

The Acute 8 mattress range offers the primary features required in modern care environments. The system is designed to maximise patient comfort whilst enabling rapid response to changing therapeutic needs.



## turnassist

Easy to operate valves located on the side of the mattress (foot end) engage lateral turning through integrated air cells. This function drastically reduces the WHS impact on care workers with a turning angle of upto 30° whilst also improving:

- In-bed washing
- Changing of Linen and Clothing
- Positioning of manual handling slings/sheets
- Targeted relief of asymmetric/laterally located pressure areas

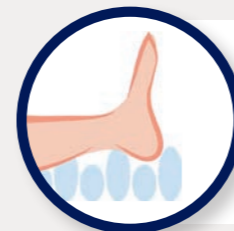
## DESIGNED FOR ACUTE CARE ENVIRONMENTS



**1 in 3 Cell Alternation Cycle with 24 Narrow Profile cells** – improves patient comfort by reducing space between cells and increasing patient support surface area.



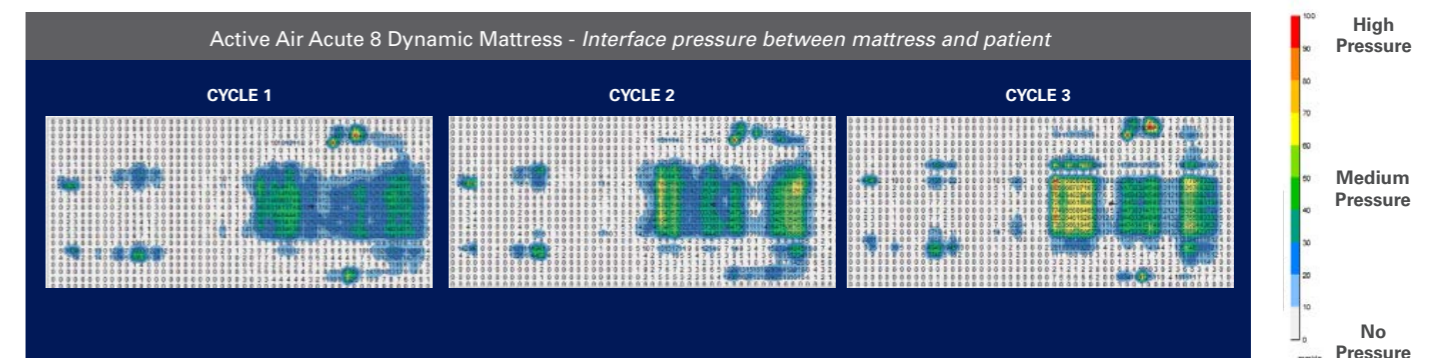
**Dual Compressor Pump** – reduces noise and efficiently manages patient therapy at highest patient weight loads (250kg).



**Focused Heel Care** – removable heel cells facilitate rapid response to changes in heel therapy needs.

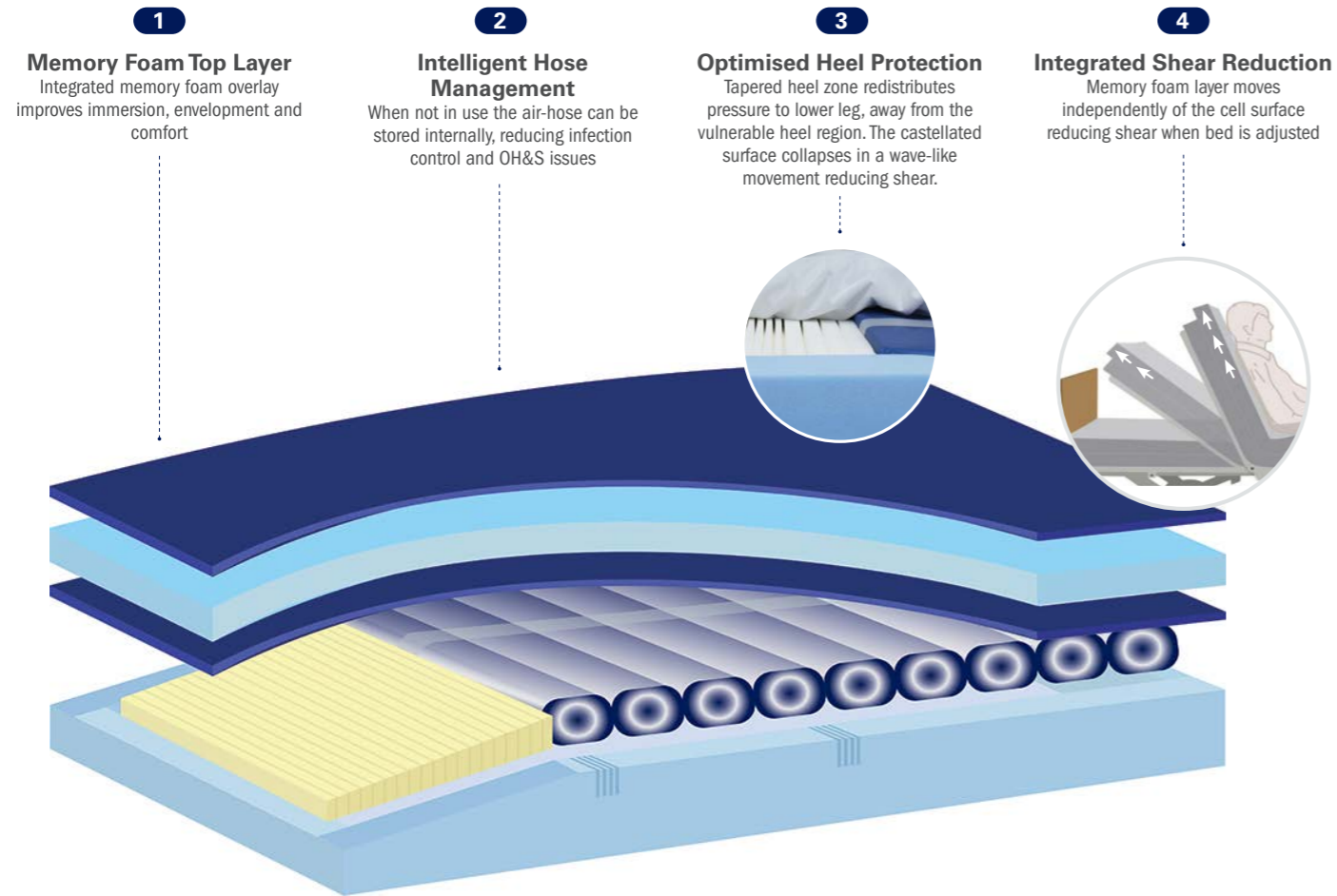


**Clear Communication** – on pump patient weight guide, troubleshooting guides and mattress cover graphics provide critical information such as cleaning instructions, asset ID numbers and servicing considerations.



## Hybrid Acute Mattress - Passive to Active Support Surfaces

The Hybrid Acute Mattress System offers foam-in-cell technology enabling flexible operation as a high comfort foam static support surface or powered-up alternating pressure support surface.



### CLINICAL BENEFITS

- **Infection Control** - Fully welded seams, with waterfall zip covers, protect against fluid ingress
- **Skin Microclimate** - Multi-stretch cover reduces shear and promotes air flow and optimal skin microclimate
- **Sleep Quality** - Innovative pump technology reduces noise and vibration
- **CPR Compatible** - In non-powered mode, the foam-core cells allow CPR to take place. When in powered mode, simply disconnect the pump to facilitate resuscitation
- **Reduced Manual Handling Effort** - Mattress handles assist staff moving mattresses



Hospital Grade  
(Clean with up to 10,000ppm Sodium Hypochlorite solution)



Single | King Single



30kg - 230kg



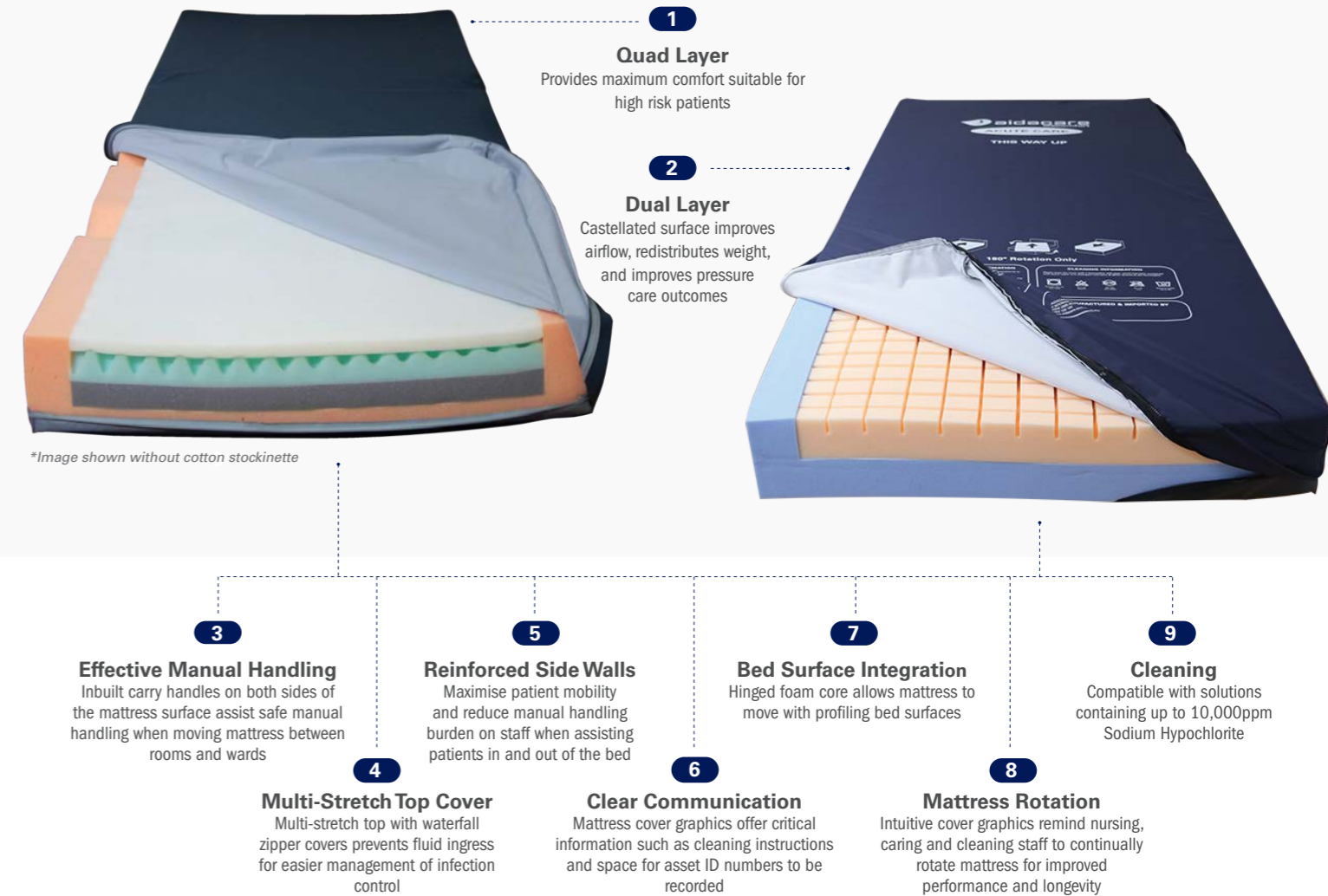
Washable



Breathable & Waterproof

## Premier Acute Care

Engineered Multi-Layered Support  
Four layer foam support with MeMair Breeze™ open cell foam for improved microclimate.



### CLINICAL BENEFITS

- MEMair BREEZE™ top layer offers leading breathability for a cooler more immersive sleep surface
- Convoluted second layer coupled with varying foam grades

### CLINICAL BENEFITS

- Castellated patient surface promotes airflow through varying size channels. Sections move independently to redistribute shear and compression forces



Hospital Grade  
(Clean with up to 10,000ppm Sodium Hypochlorite solution)



Single | King Single



30kg - 250kg



Washable



Breathable & Waterproof



## ACUTE ALTERNATING AIR & FOAM MATTRESSES

Sizes & Codes	PTM639500 (Single) PTM639510 (King Single) PTM639520 (Super King Single)	PTM639400T (Single) PTM639410T (King Single)	PTM638020 (Single) PTM638025 (King Single)	BEM046735 (Single) BEM046740 (King Single)	BEM046615 (Single) BEM046616 (King Single)
System	Air Mattress Replacement	Air Mattress Replacement	Hybrid Mattress	Foam Mattress	Foam Mattress
Risk Category	High Risk - Very High Risk	High Risk - Very High Risk	Medium to High Risk	Medium Risk	Medium Risk
Patient Weight	30kg - 450kg	30kg - 250kg	30kg - 230kg	250kg	250kg
Number of Cells	20	24	9	N/A	N/A
Static Head Cells	0	3	N/A	N/A	N/A
Cell Cycle	1 in 2, 1 in 4	1 in 3	1 in 2	N/A	N/A
Cycle Time	10 / 15 / 20 mins	10 / 15 / 20 / 25 / 30 mins	11 mins	N/A	N/A
Cell Material	Pure TPU	Pure TPU	PU	N/A	N/A

## DIMENSIONS (L x W x H in mm)

Single	2000 x 900 x 270	2000 x 900 x 200	1980 x 895 x 170	2000 x 900 x 150	1980 x 880 x 150
King Single	2000 x 1070 x 270	2000 x 1050 x 200	1980 x 1050 x 170	2000 x 1050 x 150	2030 x 1050 x 150
Super King Single	2000 x 1230 x 270	N/A	N/A	N/A	N/A
Weight	11kg - 16kg	9kg - 11kg	20kg - 22kg	14kg - 16kg	14kg - 16kg
Safe Working Load	450kg	250kg	230kg	250kg	250kg
ARTG Number	293518	293518	291660	288486	288486

## PUMP

Controls	Digital	Digital	Digital	N/A	N/A
Weight	6.5kg	4.6kg	3.5kg	N/A	N/A
Dimensions (mm)	400 x 175 x 275	420 x 130 x 230	320 x 130 x 230	N/A	N/A
Supply Voltage	230V, 50Hz	230V, 50Hz	230V, 50Hz	N/A	N/A

## FEATURES

AutoDetect	N/A	✓	N/A	N/A	N/A
AutoProtect	✓	✓	N/A	N/A	N/A
AutoLock	✓	✓	N/A	N/A	N/A
CPR Release	✓	✓	N/A	N/A	N/A
Lateral Turning	✓	✓	N/A	N/A	N/A

## WARRANTY

Foam	N/A	N/A	5 Years	5 Years	5 Years
Cover	2 Years	2 Years	2 Years	2 Years	2 Years
Air Mattress	2 Years	2 Years	N/A	N/A	N/A
Pump	3 Years	3 Years	2 Years	N/A	N/A

ASBR27.23 121020

