

# Engineered for Powerful Performance and Exceptional Style




**PATHRIDER 140 XL**

**4-Wheel Scooter**



The **Pathrider® 140 XL** is an exciting blend of power and precision that features a 24-volt DC motor, full suspension, 33 cm (13") pneumatic tyres and a hydraulic-sealed brake system. Standard luxury touches, such as an infinite adjustable wraparound easy-drive tiller, high-back pillow top seat and LED lighting make it the perfect outdoor scooter.



Full Suspension










PRIDE® **MOBILITY SCOOTERS**  
LIVE YOUR BEST®

| [pridemobility.com.au](http://pridemobility.com.au) |



# PATHRIDER 140 XL

## Specifications 4W: S714

Weight Capacity	181 kg (400 lbs.)									
Maximum Speed <sup>1</sup>	15 km/h (9.32 mph)									
Ground Clearance <sup>2</sup>	13.33 cm (5.25")									
Turning Radius <sup>2</sup>	Right: 210.8 cm (83") Left: 208.3 cm (82")									
Overall Length <sup>2</sup>	142.8 cm (56.25")									
Overall Width <sup>2</sup>	69.2 cm (27.25")									
Seat-to-floor Height	72.39 cm - 68.58 cm (28.5" - 27")									
Front Tyres	10 cm x 33 cm (4" x 13") pneumatic									
Rear Tyres	10 cm x 33 cm (4" x 13") pneumatic									
Suspension:	Front and rear									
Range Per Charge <sup>2,4</sup>	Up to 35 km (21.70 miles) with 75 AH batteries									
Total Weight Without Batteries	117.70 kg (259.5 lbs.)									
Heaviest Piece When Disassembled	Main Frame: 93.21 kg (205.5 lbs.)									
Standard Seating	<i>Type:</i> Pillow top <i>Weight:</i> 21.77 kg (48 lbs.) <i>Material:</i> Black Vinyl <i>Dimensions:</i> Width: 49.5 cm (19.5") Depth: 44.5 cm (17.5")									
Motor Output	Rear-wheel drive, sealed transaxle, 24-volt DC motor									
Brakes	Regenerative and electromechanical									
Battery Requirements <sup>3,5</sup>	(2) 12-volt, deep cycle Size: 70 AH Weight: 70 AH: 25 kg (55 lbs.) each									
Battery Charger	Off-board, 8 amp									
Colour	<table border="0"> <tr> <td><b>Silver</b></td> <td><b>Candy Apple Red</b></td> <td><b>Yellow</b></td> </tr> <tr> <td><b>SCT670577</b></td> <td><b>SCT670576</b></td> <td><b>SCT670578</b></td> </tr> <tr> <td></td> <td></td> <td></td> </tr> </table>	<b>Silver</b>	<b>Candy Apple Red</b>	<b>Yellow</b>	<b>SCT670577</b>	<b>SCT670576</b>	<b>SCT670578</b>			
<b>Silver</b>	<b>Candy Apple Red</b>	<b>Yellow</b>								
<b>SCT670577</b>	<b>SCT670576</b>	<b>SCT670578</b>								
										

## Features

- Full suspension for optimum handling
- Sealed hydraulic brakes
- Large 33 cm (13") pneumatic tyres for excellent outdoor performance
- Full lighting package including directional signals and headlight
- Easy drive tiller with wraparound handles
- Easily accessible tie down points (for transport of unoccupied scooter)
- Rearview mirror standard
- Front shield standard
- Pillow-top seat

## Options

- Pride® rear bag (includes crutch/walking stick holder)
- Walker holder (must have Pride® rear bag to attach)
- Oxygen tank holder (must have Pride® rear bag to attach)
- Saddlebag
- Mobile phone holder
- Cup holder
- Flag

<sup>1</sup> Varies with user weight, terrain type, battery amp-hour (AH), battery charge, battery condition and tyre condition. These specifications can be subject to a variance of (+/- 10%).

<sup>2</sup> Due to manufacturing tolerances and continual product improvement, this specification can be subject to a variance of (+ or - 3%).

<sup>3</sup> AGM or gel cell type required.

<sup>4</sup> Tested in accordance with ANSI/RESNA, WC Vol2, section 4 & ISO 7176-4 standards. Results derived from theoretical calculations based on battery specifications and drive system performance. Test conducted at maximum weight capacity.

<sup>5</sup> Battery weight may vary based on manufacturer.

**NOTE: All specifications subject to change without notice.**

The information contained herein is correct at the time of publication; we reserve the right to alter specifications without prior notice. Speed and range vary with user weight, terrain type, battery charge, battery condition and tyre pressure.

Theoretical range is calculated under test conditions in accordance with European standards. Actual range in normal use will depend on many factors, including the condition of the vehicle and its batteries, the weight of the driver, correct tyre pressure, ambient temperature, and the gradient and surface of the road or pavement.



Distributed by:



1300 133 120  
www.aidacare.com.au